

ACHARYA PATHASALA COLLEGE OF ARTS AND COMMERCE, FEEDBACK FORM – 2023-24

Guidelines for Students:

A student will have to respond to all the questions given in the following format with her/his sincere effort and thought. Her/his identity will not be revealed.

Instructions to fill the questionnaire:

- All questions should be compulsorily attempted.
- Each question has five responses, choose the most suitable one.
- The response to the qualitative question no. 15 is student's opportunity to give suggestions or improvements; she/he can also mention weaknesses of the institute here. (Do not write personal details. Kindly write about teaching learning process only)

Age:

Gender: Male or Female

What degree's do you pursuing now? Arts or Commerce

1. How much of the syllabus was covered in the class?

4	70 to 84%	3	55 to 69%	2	30 to 54 %	1	Below 30%	0	70 to 84%
---	-----------	---	-----------	---	------------	---	-----------	---	-----------

2. How well did the teachers prepare for the classes?

4	Thoroughly	3	Satisfactorily	2	Poorly	1	Indifferently	0	Won't teach at all
---	------------	---	----------------	---	--------	---	---------------	---	--------------------

3. How well were the teachers able to communicate?

4	Always effective	3	Sometimes effective	2	Just satisfactory	1	Generally ineffective	0	Very poor communication
---	------------------	---	---------------------	---	-------------------	---	-----------------------	---	-------------------------

4. Fairness of the internal evaluation process by the teachers

4	Always fair	3	Usually fair	2	Sometimes unfair	1	Usually unfair	0	Unfair
---	-------------	---	--------------	---	------------------	---	----------------	---	--------

5. The teaching and mentoring process in your institution facilitates you in intellectual, social and emotional growth.

4	Significantly	3	Very well	2	Moderately	1	Marginally	0	Not at all
---	---------------	---	-----------	---	------------	---	------------	---	------------

6. Teachers inform you about your expected capabilities, course outcomes and programme outcomes.

4	Every time	3	Usually	2	Occasionally /Sometimes	1	Rarely	0	Never
---	------------	---	---------	---	-------------------------	---	--------	---	-------

7. The teachers illustrate the concepts through examples and applications.

4	Every time	3	Usually	2	Occasionally /Sometimes	1	Rarely	0	Never
---	------------	---	---------	---	-------------------------	---	--------	---	-------

8. The teachers identify your strengths and encourage you with providing right level of challenges.

4	Fully	3	Reasonably	2	Partially	1	Slightly	0	Unable to
---	--------------	---	-------------------	---	------------------	---	-----------------	---	------------------

9. Teachers are able to identify your weaknesses and help you to overcome them.

4	Every time	3	Usually	2	Occasionally/ Sometimes	1	Rarely	0	Never
---	-------------------	---	----------------	---	------------------------------------	---	---------------	---	--------------

10. The institution makes effort to engage students in the monitoring, review and continuous quality improvement of the teaching learning process.

4	Strongly agree	3	Agree	2	Neutral	1	Disagree	0	Strongly disagree
---	-----------------------	---	--------------	---	----------------	---	-----------------	---	--------------------------

11. The institute/ teachers use student centric methods, such as experiential learning, participative learning and problem solving methodologies for enhancing learning experiences.

4	To a great extent	3	Moderate	2	Somewhat	1	Very little	0	Not at all
---	--------------------------	---	-----------------	---	-----------------	---	--------------------	---	-------------------

12. Teachers encourage you to participate in extracurricular activities.

4	Strongly agree	3	Agree	2	Neutral	1	Disagree	0	Strongly disagree
---	-----------------------	---	--------------	---	----------------	---	-----------------	---	--------------------------

13. What percentage of teachers use ICT tools such as LCD projector, Multimedia, etc. while teaching?

4	Above 90%	3	70 – 89%	2	50 – 69%	1	30 – 49%	0	Below 29%
---	------------------	---	-----------------	---	-----------------	---	-----------------	---	------------------

14. The overall quality of teaching-learning process in your institute is very good

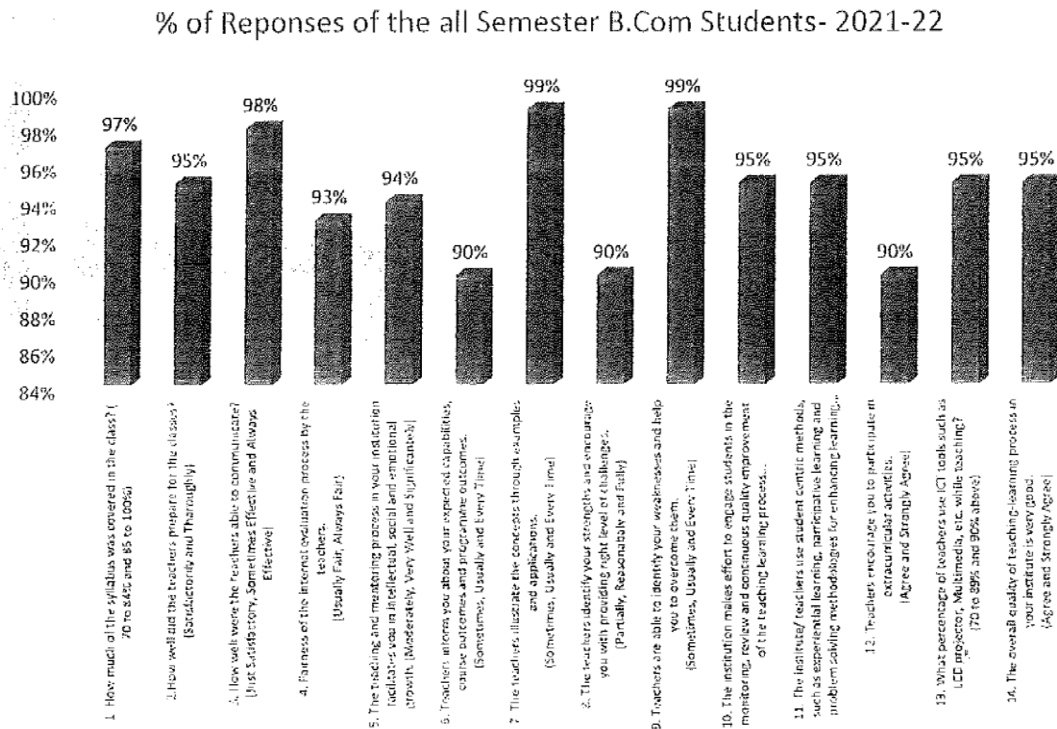
4	Strongly agree	3	Agree	2	Neutral	1	Disagree	0	Strongly disagree
---	-----------------------	---	--------------	---	----------------	---	-----------------	---	--------------------------

15. Give two suggestions to improve the overall teaching – learning experience in your college.

a)	
b)	

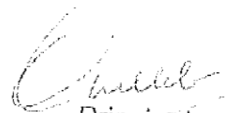
FEEDBACK ANALYSIS OF B.COM-2023-24

Figure 1: Percentage of responses towards feedback from 1st, 3rd and 5th Semester B. Com Students in 2023-2024



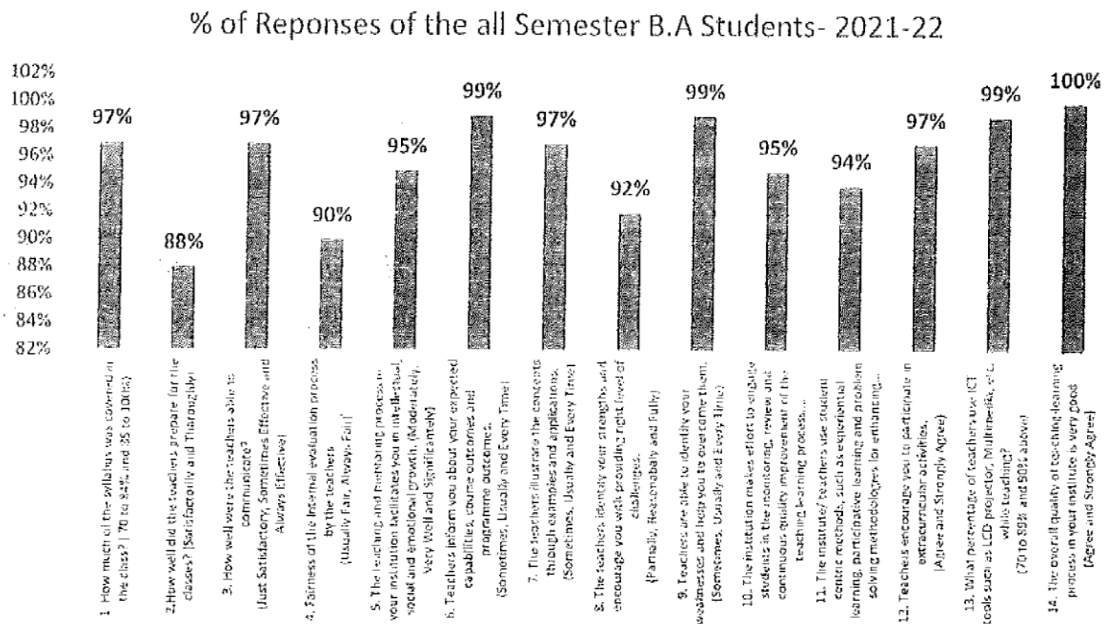
Analysis:

- The above graph provides numerical analysis of the percentage of responses of the students of B. Com (1st, 3rd and 5th Semester) Course about the feedback during the year 2021-22. About 14 questions were asked to 110 students.
- It was observed that more than 90% of the students provided positive feedback for the following criteria:
 - Syllabus Completion.
 - Preparedness of the teachers.
 - Communication, mentoring.
 - Information on expected capabilities, course and programme outcomes.
 - Illustration of the concepts through examples.
 - Identifying and encouraging the students to participate in extra co-curricular activities.
 - Continuous quality improvement by the teachers and overall teaching-learning activities in the institution.


 Principal
 APS Evening Degree College
 of Arts & Commerce
 N.R. Colony, Bangalore - 560 010


FEEDBACK ANALYSIS OF B.A-2023-24

Figure 1: Percentage of responses towards feedback from 1st, 3rd and 5th Semester B.A Students in 2023-2024



Analysis:

- The above graph provides numerical analysis of the percentage of responses of the students of B. A (1st, 3rd and 5th Semester) Course about the feedback during the year 2021-22. About 14 questions were asked to 60 students.
- It was observed that more than 85% of the students provided positive feedback for the following criterions:
 1. Syllabus Completion.
 2. Preparedness of the teachers.
 3. Communication, mentoring.
 4. Information on expected capabilities, course and programme outcomes.
 5. Illustration of the concepts through examples.
 6. Identifying and encouraging the students to participate in extra co-curricular activities.
 7. Continuous quality improvement by the teachers and overall teaching-learning activities in the institution.
 8. The internal evaluation process by the teachers is usually and always faire.
 9. The use of ICT tools in the class rooms.


 Principal
 APS Evening Degree College
 of Arts & Commerce
 N R Colony, Bangalore - 560 019